

POLYURETHANE FLOOR COAT

CODE: 205202 – Light Grey
205203 – New S.A.D Green

REVISION: 03

DATE: 06 August 2024

GENERAL DESCRIPTION

A ready to use quick drying glossy enamel designed for application to various substrates (new and old), based on a blend of Urethane and Alkyd resin.

USES AND PROPERTIES

Designed to give a hard-wearing glossy coating over new or previously painted surfaces. Based on alkali resistant pigments and binder.
Hard-wearing and easy to clean.
Easily repaintable at any stage of life when re-coating becomes necessary.
Prevents disintegration of cement based floors.
Weather resistant.

TECHNICAL DATA

Binder Type	:	Blend of Urethane and Alkyd resins
Drying Time	Surface Dry	: <2 hours (at 23°C and 50% humidity)
	Hard Dry	: <6 hours (at 23°C and 50% humidity)
Drying Process	:	Solvent evaporation and cross linking
Overcoating	:	6 - 8 hours
Viscosity	:	69 - 75KU
Specific Gravity	:	1,02 - 1,14 ±0,025kg/litre (depending on colour)
Mass Non Volatile Content	:	54 - 68% ±3% (depending on colour)
Volume	:	50 - 58% ±3% (depending on colour)
Coverage	:	8m ² /litre
Dry Film Thickness	:	67 microns @ 8m ² /litre
Thin & Clean Equipment With	:	Dekro Super Turps
Colour Range	:	Light Grey, New S.A.D Green
Pack Sizes	:	1 litre, 5 litre, 20 litre

Coverage/spreading rate of **Polyurethane Floor Coat** depends largely on the condition and porosity of the substrate being painted and manner in which the product is applied.

POLYURETHANE FLOOR COAT

APPLICATION

Correct surface preparation is essential for good product performance and all surfaces should be prepared as per the standard Dekro Preparation Specifications. Copies of these are available on request from Dekro Paints or can be downloaded from our website – www.dekro.co.za.

Do not apply when ambient temperatures are $<4^{\circ}\text{C}$ or $>40^{\circ}\text{C}$. After correct surface preparation, stir thoroughly and apply a minimum of 2 coats of **Polyurethane Floor Coat** by brush, roller or spray at the specified spread rate. Allow to dry between coats as per technical data.

SAFETY INSTRUCTIONS

Always keep out of reach of children and animals.

Wear a suitable dust mask and goggles when preparing surfaces.

Ensure good ventilation during application and drying.

If accidental contact with skin, wash immediately with soap and water or a recognised skin cleaner.

If accidental contact with eyes, rinse immediately with plenty of water and seek medical advice.

Harmful if swallowed. Seek medical attention and do not induce vomiting.

GENERAL

Different surfaces and environmental conditions require specific painting systems to produce the best possible results.

It is therefore recommended that you contact a Dekro Sales representative for advice on all your painting requirements whenever possible.

PREVENTING PROBLEMS AND GENERAL INFORMATION

IMPORTANT: Walls (cement plaster, concrete or masonry) must be dry before painting and should not exceed a moisture content of 10% as measured with a Protimeter Surveymaster Moisture Meter or equal. The ambient temperature must be between 4°C and 40°C and humidity between 10% and 85%.

Excessive application thickness and/or rapid drying could lead to mud cracking.

Do not attempt touch ups, but redo complete panels.

Avoid applying under adverse weather conditions as this could result in poor product performance. Excessively friable surfaces should be cleaned down prior to primer application.

To ensure consistent appearance ensure that the batch numbers on all containers used are the same. Where batch numbers on containers differ, intermix containers before use.

DANGER

Highly Flammable liquid and vapor. May cause serious eye irritation. May cause drowsiness or dizziness. Repeated exposure may cause skin dryness and cracking.

PREVENTION:
 Keep away from heat, sparks and open flames. No smoking. Keep container tightly closed.
 Ground/bond container and receiving equipment.
 Use explosion-proof electrical equipment and non-sparking tools. Take precautionary measures against static discharge. Avoid breathing vapors.
 Use only outdoors or in a well ventilated area.
 Wear eye protection




RESPONSE:
 If on skin: Take off immediately immediately all contaminated clothing. Rinse skin with water.
 If inhaled: Remove person to fresh air and keep comfortable for breathing. Call a doctor if you feel unwell.
 If in eyes: Rinse cautiously with water for several minutes. Remove contact lenses if present and easy to do. Continue rinsing if eye irritation persists: Get medical attention.
 In case of fire: use water spray, alcohol resistant foam, dry chemical or carbon dioxide for extinction.

STORAGE:
 Store locked up, in a cool, well ventilated place.

DISPOSAL:
 Dispose of contents /containers in accordance with local regulations

PLEASE REFER TO MATERIAL SAFETY DATA SHEET FOR ANY PRODUCT UPDATES

COMPLIES WITH THE SOUTH AFRICAN LEGAL LEAD LIMIT OF 90PPM OR LESS

POLYURETHANE FLOOR COAT

CLEANING, STORAGE AND DISPOSAL

Remove as much paint as possible from application equipment and wash immediately after use with Dekro Super Turps.

Close containers tightly after use and store in a cool well-ventilated area.

Do not empty contents or wash into drains or water courses.

When disposing please follow local authorities' regulations and recycle the container after use.

Avoid storing in direct sunlight and heat.

Technical Data Sheet



DEKRO
IS THE ARCHITECTS CHOICE

The technical data furnished is given to the best of our knowledge based on controlled laboratory tests under ideal application conditions. No guarantee of any performance characteristic is therefore given or implied and we do not hold ourselves responsible for any consequential damage of whatsoever nature that may arise from use of our products. In the event of a proven product fault our liability will be limited to the replacement of the product only. It is the user's responsibility to confirm the currency of product data sheets.

e-mail: info@dekro.co.za

Toll Free: 0800 222 423

<http://www.dekro.co.za>