

TRAFFIC PAINT

CODE: 159001 - White
159007 - Signal Red
159021 - Yellow
159077 - Black

REVISION: 02

DATE: 15 August 2024

GENERAL DESCRIPTION

Quick-drying roadmarking **Traffic Paint** with excellent durability.
Excellent day and night visibility.
Proven performance with Municipalities and Provincial authorities.
SANS 731-1 approved (White and Yellow only).

USES AND PROPERTIES

Direct application to all types of bituminous and dry concrete road surfaces.
Also suitable for line marking in warehouses and garages.
An ideal paint for signwriting on roads, garages and factory floors.
Not recommended as a decorative coating.

TECHNICAL DATA

Binder Type	:	Alkyd resin
Drying Time	Surface	<15 minutes (at 23°C and 50% humidity)
	Hard Dry	<30 minutes (at 23°C and 50% humidity)
Drying Process	:	Solvent evaporation and cross linking
Viscosity	:	90 - 95KU
Specific Gravity	:	1,29 - 1,38 ±0,05kg/litre (depending on colour)
Mass Non-Volatile Content	:	61 - 66% ±3% (depending on colour)
Volume Solids	:	39 - 46% ±3% (depending on colour)
Coverage	:	4 - 6m ² /litre
Dry Film Thickness	:	78 - 92 microns @ 5m ² /litre
Application Temp	:	>15°C <40°C
Thin & Clean Equipment With	:	Dekro Spraying Enamel Thinners (product is ready for use and should therefore not require thinning)
Colour Range	:	White, Signal Red, Yellow, Black
Pack Sizes	:	1 litre, 5 litre, 20 litre, 200 litre

Coverage/spreading rate of **Traffic Paint** depends largely on the condition and profile of the substrate being painted and the manner in which the product is applied.

APPLICATION

Ready for use with brush, roller and spray.
Bituminous and concrete surfaces must be clean, dry and free from sand and dirt.
Apply one coat of **Traffic Paint**.
Some bleeding may occur if applied onto freshly-laid asphalt surfaces.
As this material is quick-drying, use minimum brush or roller strokes over the same area.

TRAFFIC PAINT

APPLICATION (continued)

Correct surface preparation is essential for good product performance and all surfaces should be prepared as per the standard Dekro Preparation Specifications. Copies of these are available on request from Dekro Paints or can be downloaded from our website – www.dekro.co.za.

SAFETY INSTRUCTIONS

Always keep out of reach of children and animals.

Wear a suitable dust mask and goggles when preparing surfaces.

Ensure good ventilation during application and drying.

If accidental contact with skin, wash immediately with soap and water or a recognised skin cleaner.

If accidental contact with eyes, rinse immediately with plenty of water and seek medical advice.

Harmful if swallowed. Seek medical attention and do not induce vomiting.

GENERAL

Different surfaces and environmental conditions require specific painting systems to produce the best possible results.

It is therefore recommended that you contact a Dekro Sales representative for advice on all your painting requirements whenever possible.

PREVENTING PROBLEMS AND GENERAL INFORMATION

To ensure consistent appearance ensure that the batch numbers on all containers used are the same. Where batch numbers on containers differ, intermix containers before use.

All surfaces must be clean and dry before painting. Take particular notice of:

- Concrete and cement surfaces: All dust, loose sand and efflorescence must be removed prior to applying **Traffic Paint**. Failure to do this can result in poor adhesion and significantly affect the life expectancy of the applied product.
- Bitumen and tar surfaces: Must be well cured/dried before painting. Premature painting can result in some bleeding of the bitumen which will discolour the coating (most notable when using White). Adhesion can also be affected and could lead to the film peeling off the substrate.

DANGER

Highly Flammable liquid and vapor. May cause serious eye irritation. May cause drowsiness or dizziness. Repeated exposure may cause skin dryness and cracking.

PREVENTION:
 Keep away from heat, sparks and open flames. No smoking. Keep container tightly closed.
 Ground/bond container and receiving equipment.
 Use explosion-proof electrical equipment and non-sparking tools. Take precautionary measures against static discharge. Avoid breathing vapors.
 Use only outdoors or in a well ventilated area.
 Wear eye protection




RESPONSE:
 If on skin: Take off immediately immediately all contaminated clothing. Rinse skin with water.
 If inhaled: Remove person to fresh air and keep comfortable for breathing. Call a doctor if you feel unwell.
 If in eyes: Rinse cautiously with water for several minutes. Remove contact lenses if present and easy to do. Continue rinsing if eye irritation persists: Get medical attention.
 In case of fire: use water spray, alcohol resistant foam, dry chemical or carbon dioxide for extinction.

STORAGE:
 Store locked up, in a cool, well ventilated place.

DISPOSAL:
 Dispose of contents /containers in accordance with local regulations

PLEASE REFER TO MATERIAL SAFETY DATA SHEET FOR ANY PRODUCT UPDATES

COMPLIES WITH THE SOUTH AFRICAN LEGAL LEAD LIMIT OF 90PPM OR LESS

TRAFFIC PAINT

CLEANING, STORAGE AND DISPOSAL

Remove as much paint as possible from application equipment and wash immediately with Dekro Spraying Enamel Thinners.

Close containers tightly after use and store in a cool well-ventilated area.

Do not empty contents or wash into drains or water courses.

When disposing please follow local authorities' regulations and recycle the container after use.

Store in a "Flammable Store" only, as this material is highly flammable.

Technical Data Sheet



DEKRO
IS THE ARCHITECTS CHOICE

The technical data furnished is given to the best of our knowledge based on controlled laboratory tests under ideal application conditions. No guarantee of any performance characteristic is therefore given or implied and we do not hold ourselves responsible for any consequential damage of whatsoever nature that may arise from use of our products. In the event of a proven product fault our liability will be limited to the replacement of the product only. It is the user's responsibility to confirm the currency of product data sheets.